

Advantech AE Technical Sharing Document

Data Create	2019 / 10 / 30	Release Note	<input type="checkbox"/> Internal <input checked="" type="checkbox"/> External
Category Type	FAQ	Related OS	N/A
Abstract	How to lock or unlock OSD buttons of FPM?		
Related Product	FPM-5151G,5171G,5191G		

■ **Problem Description:**

The description in session B.2.12 in manual mislead user to do wrong operation for OSD lock/unlock.

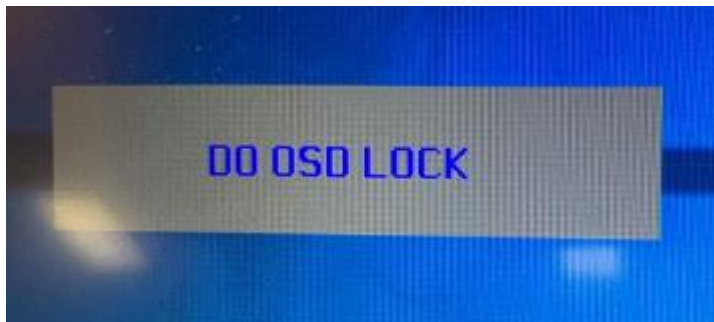
This document helps users to do correct operation for locking OSD.

■ **Brief Analysis and Solution :**

The “hot keys” session only allows user to lock or unlock the buttons.

OSD will be locked after pressing “right” and “left” button at the same time.

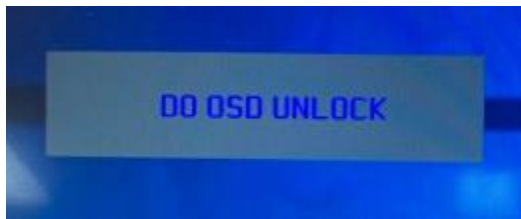
It shows “DO OSD LOCK” which indicates user that it is been locked at the moment.



In this situation, the buttons will not able to be used and the strings jumps out.



Press "right" and "left" button at the same time again to unlock the buttons.



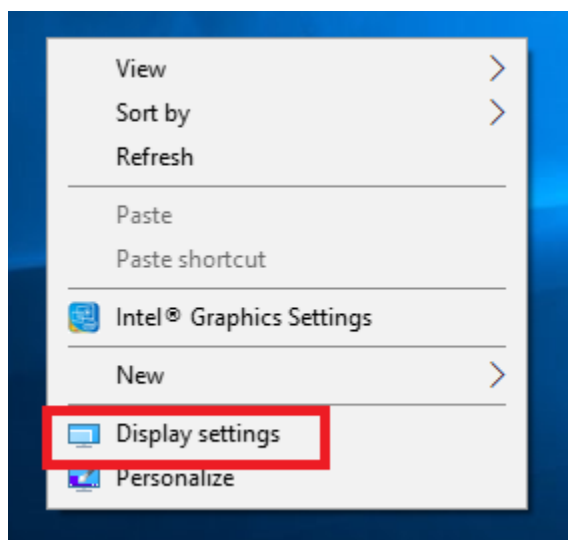
Then the function is back again.



The resolution can't be set by the utility.



Resolution can only be modified by "display settings" in OS.



■ **Contact Window:**

If you need further information from headquarter, please contact PAE Tony.Cheng #7820.