


# Half-Size SBC Backplanes

## PICMG 1.3 Half-size SHB Backplanes

### PCE-3B03-00A1E

- 3 slot backplane for 6-slot chassis
- Segments:1
- One CPU card slot
- PCIe slot: One x 16, One x4
- Size: 142 x 176 mm
- Compatible with ACP-4D00, IPC-6806S, IPC-3026
- Ordering information: PCE-3B03-00A1E



### PCE-3B06-00A1E

- 6 slot backplane for 6-slot chassis
- Segments:1
- One CPU card slot
- PCIe slot: One x16, four x1
- Size: 142 x 176 mm
- Compatible with ACP-4D00, IPC-6806S, IPC-3026
- Ordering information: PCE-3B06-00A1E



### PCE-3B06-03A1E

- 6 slot backplane for 6-slot chassis
- Segments:1
- One CPU card slot
- PCIe slot: One x16, One x1
- PCI slot: Three 32/33
- Size: 142 x 176 mm
- Compatible with ACP-4D00, IPC-6806S, IPC-3026
- Ordering information: PCE-3B06-03A1E




### PCE-3B06-02A1E

- 6-slot backplane for 6-slot chassis
- Segments:1
- One CPU card slot
- PCIe slot: One x16, Two x1
- PCI slot: Two 32 bit/33MHz
- Size: 142 x 176 mm
- Compatible with ACP-4D00, IPC-6806S, IPC-3026
- Ordering information: PCE-3B06-02A1E



### PCE-3B03A-00A1E

- 3 slot backplane for compact-sized wall-mount chassis
- Segments:1
- One CPU card slot
- PCIe slot: One x16, One x4
- Size: 173 x 86.3 mm
- Compatible with IPC-3012
- Ordering information: PCE-3B03A-00A1E




### PCE-3B03-01A1E

- 3 slot backplane for compact-sized wall-mount chassis
- Segments:1
- One CPU card slot
- PCIe slot: One x16
- PCI slot: One 32 bit/33MHz
- Size: 173 x 86.3 mm
- Compatible with IPC-3012
- Ordering information: PCE-3B03-01A1E




### PCE-3B12-08A1E

- 12-slot backplane for 14-slot half-sized chassis
- Segments:1
- One CPU card slot
- PCIe slot: One x16, Two x1
- PCI slot: Eight 32 bit/33MHz
- Size: 315 x 185 mm
- Compatible with IPC chassis: ACP-4020
- Ordering information: PCE-3B12-08A1E



### PCE-4B13-08A1E

- 13-slot backplane for 14-slot half-sized chassis
- Segments: 1
- One CPU card slot
- PCIe slot: Two x8, Two x1
- PCI slot: Eight 32 bit/33MHz
- Size: 315 x 185 mm
- Compatible with IPC chassis: ACP-4020
- Ordering information: PCE-4B13-08A1E



### PCE-4B12-03A1E

- 12-slot backplane for 14-slot half-sized chassis
- Segments:1
- One CPU card slot
- PCIe slot: One x8, Four x4, Three x1
- PCI slot: Three 32 bit/33MHz
- Size: 315 x 185 mm
- Compatible with IPC chassis: ACP-4020
- Ordering information: PCE-4B12-03A1E



### PCE-4B13-00A1E

- 13-slot backplane for 14-slot half-sized chassis
- Segments: 1
- One CPU card slot
- PCIe slot: One x8, Eleven x4
- PCI slot: N/A
- Size: 315 x 243.84 mm
- Compatible with IPC chassis: ACP-4020
- Ordering information: PCE-4B13-00A1E

