

SKY-6200

2U Rackmount Dual Intel® Xeon® Scalable GPU Server, Supporting 4 x PCIe x16 Double-Deck FH/FL Cards or 8 x PCIe x8 Single-Deck FH/FL Cards



Features

- Processor: Dual Intel Xeon scalable processor
- Memory: DDR4 2666 MHz ECC-REG type up to 1536 GB
- Remote Management: IPMI function support
- Expansion: Supporting 4 x PCIe x16 double-deck card + 1 x PCIe x8 single-deck FH/HL card or 8 x PCIe x8 single-deck FH/10.5" + 1 x PCIe x8 single-deck FH/HL card
- PSU: 2000W 1+1 redundant power supply with 80 PLUS Platinum level certification

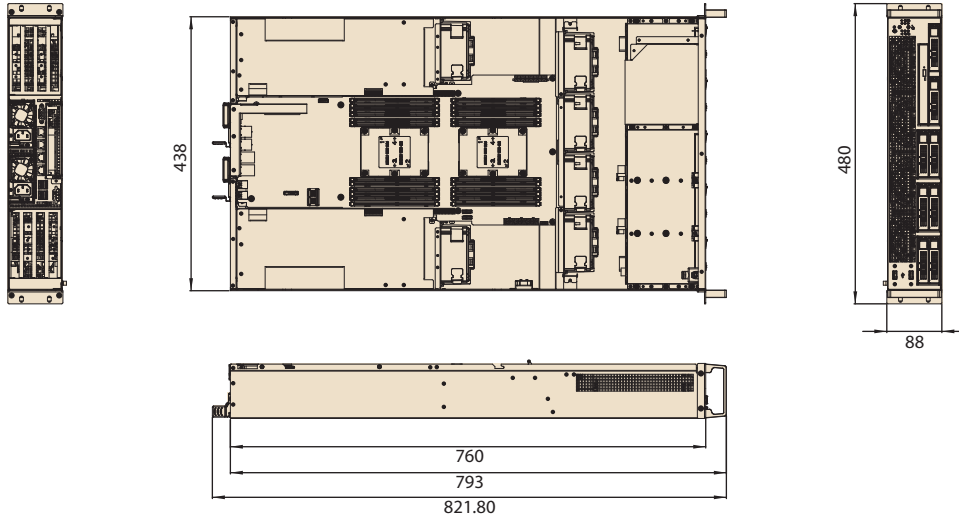


Specifications

Processor System	Chipset	Intel C622 Chipset	
	CPU Type	Dual Intel LGA3647-P0 Xeon Scalable processor (up to 140W TDP)	
	Memory Type	24 x DDR4 2666 ECC-REG DIMM, up to 1536 GB	
	Memory Size	4 GB, 8 GB, 16 GB, 32GB, 64GB	
Graphics	Controller	Aspeed AST2500	
	VRAM	64 MB	
Expansion Slot	Left Riser Card Cage	Two PCIe x16 slot (Gen3 x16 link) or four PCIe x16 slot (Gen3 x8 link) for FH/10.5" expansion card	
	Middle Riser Card Cage	One PCIe x8 slot (Gen3 x8 link) for FH/HL card	
	Right Riser card cage	Two PCIe x16 slot (Gen3 x16 link) or four PCIe x16 slot (Gen3 x8 link) for FH/10.5" expansion card	
Drive Bay	2.5" (Hot-swap)	8	
	3.5" (Front Accessible)	-	
	Slim ODD	1 (optional)	
	M.2 (2280)	1 (optional)	
Ethernet	Interface	2 x 10GbE + 2 x 10/100/1000 Mbps Gigabit Ethernet	
	Controller	2 x Intel I210AT + Intel X557-AT2 (dual 10GbE port)	
Front I/O Interface	USB	2 x USB2.0	
	USB	4 x USB3.0	
Rear I/O Interface	PS/2	-	
	COM	1 (cable optional)	
	Display	1 x VGA	
	RJ-45	4 (1 x GbE + 1 x 10G lan are share NIC for IPMI)	
Internal connector	Type-A USB	-	
	COM	2	
	LPC	1	
Watchdog Timer	Output	System reset	
	Interval	Programmable, 1~255 sec/min	
Power Supply	Power Output Wattage	80 PLUS Platinum 1+1 redundant Power Supply	
		1000W @ 100 ~ 127V	
		1800W @ 200 ~ 219V	
Input Range	1968W @ 220 ~ 240V		
	AC 100 ~ 240 V		
Cooling	Chassis Fan	Two 80 x 38 high speed fans for CPU	
	Air Filter	Four 80 x 38 high speed fans for LR/RR card cage	
Miscellaneous	LED Indicators	Power Status, LAN Status, System information LED	
	Remote Management	Advantech Remote Monitoring Utility	
Environment	Temperature	Operating	Non-Operating
		0 ~ 35 °C (32 ~ 95 °F)	-20 ~ 60 °C (-4 ~ 140 °F)
	Humidity	10 ~ 85% @ 40 °C	
	Vibration (5 ~ 500 Hz)	0.25 Grms	
Physical Characteristics	Dimension (W x H x D)	10 ~ 95% @ 40 °C	
		2 G	
Shock	10G (with 11ms duration, half since wave)		
	438 x 88 x 760 (17.24" x 3.46" x 29.92")		

Dimensions

Unit: mm [inch]



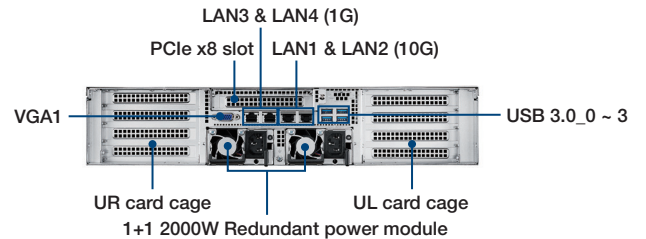
Ordering Information

Part Number	HDD	M.2 (2280)	VGA Chip	GbE/10GbE LAN	IPMI	Power supply
SKY-6200-R20A1	8	1	AST 2500	2/2	Yes	2000W 1+1 Redundant Power Supply

System Contents

Items	Advantech P/N	Quantity
CPU0 heatsink	1960081155N001	1
CPU1 heatsink	1960081155N101	1
CPU Carrier	1651003167-01	2
Power cable for expansion card	1700023022-01	8
(Pre-assembled in the system)	1700028855-01	4
Startup manual	2001620010	1

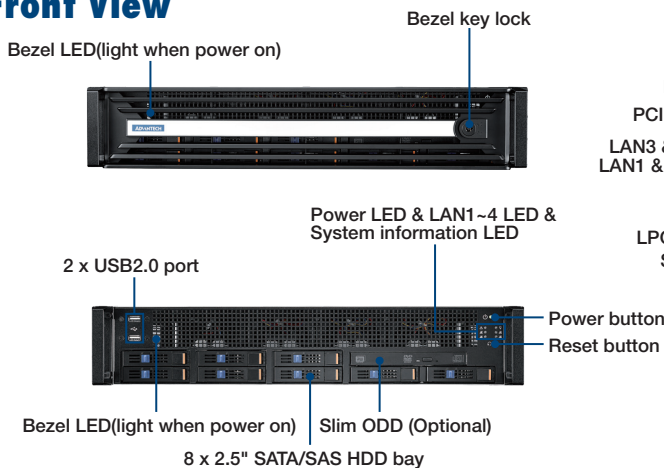
Rear View



Optional Accessories

Items	Advantech P/N	Quantity
Slide rail kit	968AE00047	1
RAID card cable (Mini-SAS HD to Mini-SAS HD), 85cm	1700029339-01	2

Front View



Inner View

